

J-BOXES

Carefully check the measurements before submitting.
Your tool box will be built according to the dimensions provided.

No returns or cancellations will be accepted.

Phone 1.866.447.5656 | 450.396.7771

Fax 1.866.447.5625 | 450.396.7772

Email sales@jimexs.com

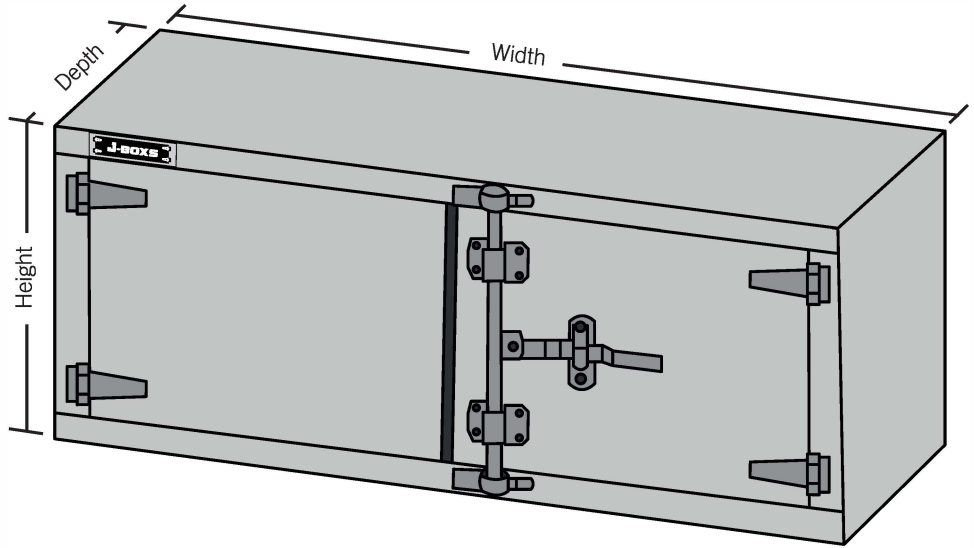
MATERIAL

- 0.063" Aluminum
- 0.100" Aluminum
- 0.125" Aluminum

J-BOXES MEASUREMENTS

*Overall dimensions

- Depth _____" (inches)
- Height _____" (inches)
- Width _____" (inches)



DOORS OPTIONS

Single door



- To bottom



- To top

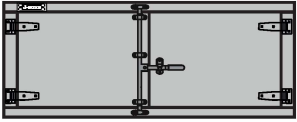


- To left



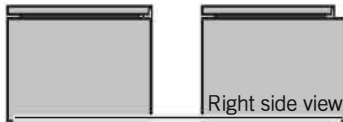
- To right

Double doors



- Regular

Lid doors








- Flush

Box finish

- Checkered plate aluminum
- Smooth aluminum

Lock(s)

-  Cam-Lock (aluminum)
-  "T-Handle" (S/S)
-  "Whale Tail" compression handle (Chrome)
-  Paddle Handle for lid door (S/S)
-  Heavy duty swivel hasp (S/S)

EXTRA OPTIONS

- Gas spring(s)
- Shelves
- Drawer(s)
- Hook(s)
- Rack(s) / Chain Rack(s)

APPROVAL

Customer _____

Email _____

Date _____

I certify the information is accurate.

Phone _____

Signature _____

J-BOXS

Carefully check the measurements before submitting.
Your tool box will be built according to the dimensions provided.

No returns or cancellations will be accepted.

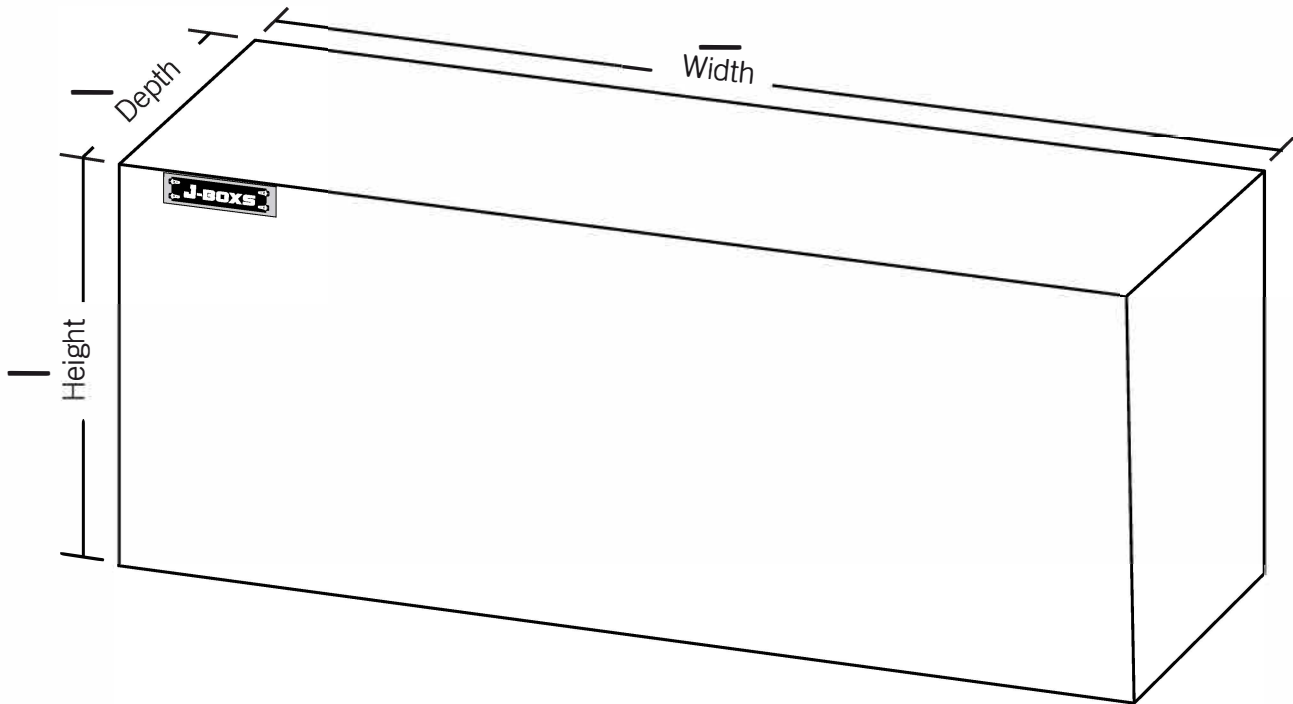
Phone 1.866.447.5656 | 450.396.7771

Fax 1.866.447.5625 | 450.396.7772

Email sales@jimexs.com

CUSTOM TOOL BOX DRAWING

Use the drawing and note if you have any special requirements to communicate to us.



NOTES / INSTRUCTIONS
