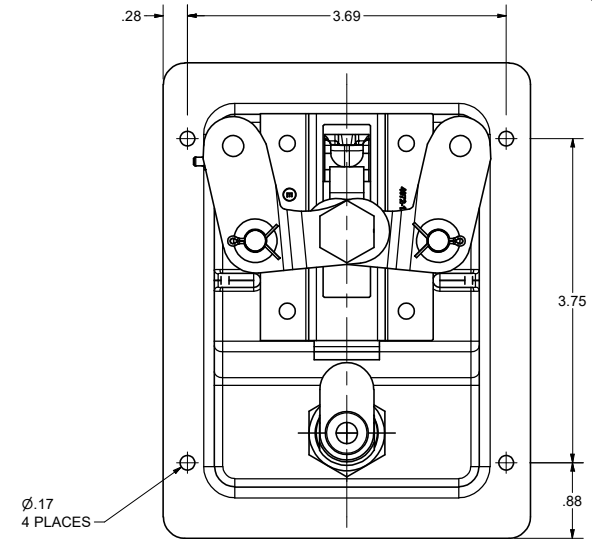
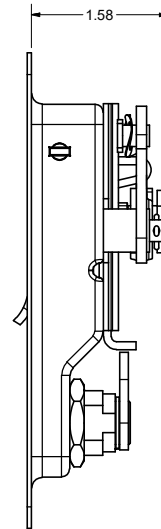
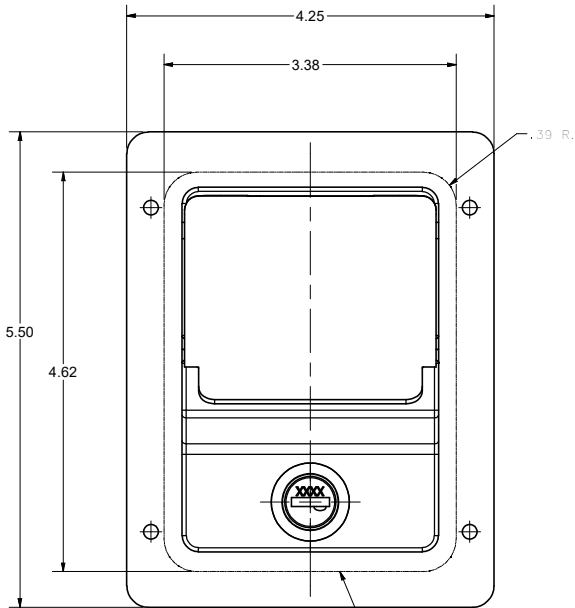
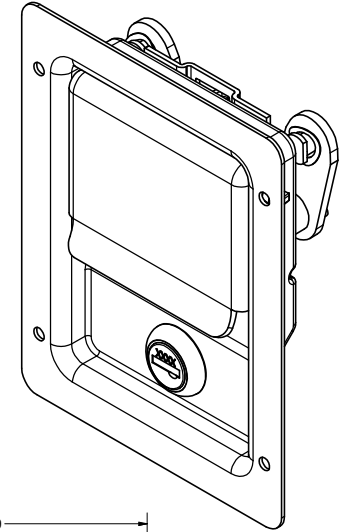
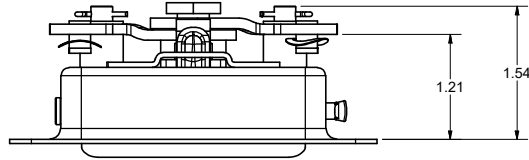


CONFIDENTIAL NOTICE: This drawing and the designs, specifications and engineering information disclosed hereon are the property of Eberhard Manufacturing Company and are not to be disseminated or reproduced without express written consent. The drawing is loaned in confidence and then only for consideration of the matter disclosed hereon. In accepting loan of this drawing, recipient agrees to keep it and the matter disclosed hereon in confidence and not to use nor permit their use in any way detrimental to Eberhard Manufacturing Company, Division of the Eastern Company, 2184 Drake Road, Cleveland, Ohio 44149-0712. © 2014 EBERHARD MFG. CO.

REVISION HISTORY					
REV	DESCRIPTION	EN	DATE	REV BY	APVD BY
1	RELEASED	609	1-16-14	FLP	MR
1	ADDED NOTE (R)	6787	1-27-17	FLP	MR



(R)

SUGGESTED OUTLINE OF CUTOUT

(1) NOTE: REGISTERED IN THE U.S. PATENT AND TRADEMARK OFFICE.

CUSTOMER PRINT  
SHEET 1 OF 2

**EBERHARD MANUFACTURING CO.**  
DIVISION OF  
THE EASTERN COMPANY  
CLEVELAND, OHIO 44149-0712

THIS DOCUMENT IS IN ACCORDANCE WITH ASME Y14.5-2009		DATE	NAME
UNLESS OTHERWISE SPECIFIED TOLERANCES ARE AS FOLLOWS:		1/10/2014	FLP
LINEAR MEASUREMENTS:		DR BY	FLP
IN	MM	SCALE	FULL
ANGLES:	# 2 # 2	CHECK BY	
2 PLACE DEC:	# .03 # .76		
3 PLACE DEC:	# .015 # .38		
ALL HOLES:	# .005 # .13		
PART NUMBER			3-4972-SS51

C:\Working\_Folder\Archive\Pro\44972\_316-4972-SS51 SH1.dwg